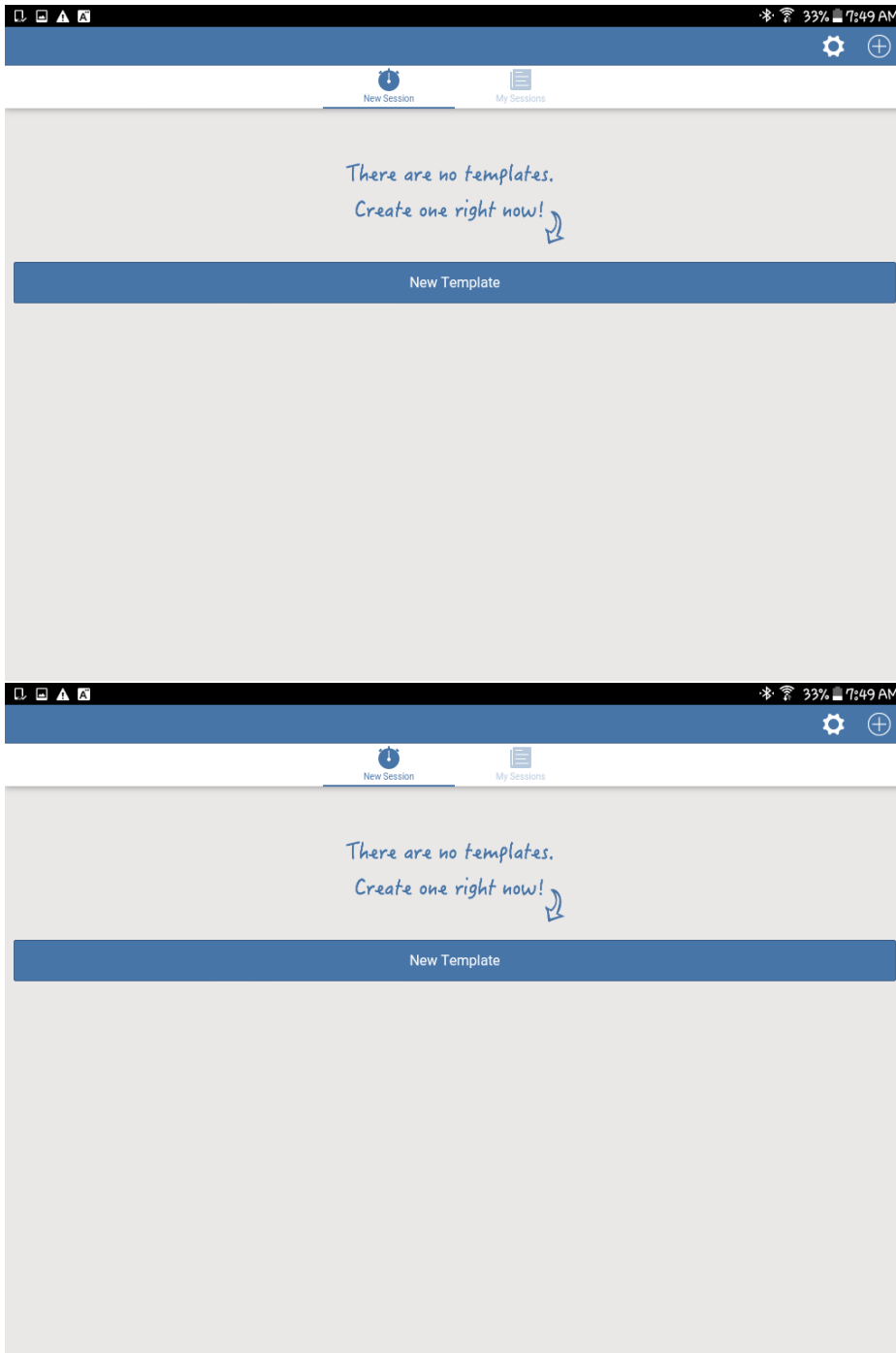


Ricky Perez

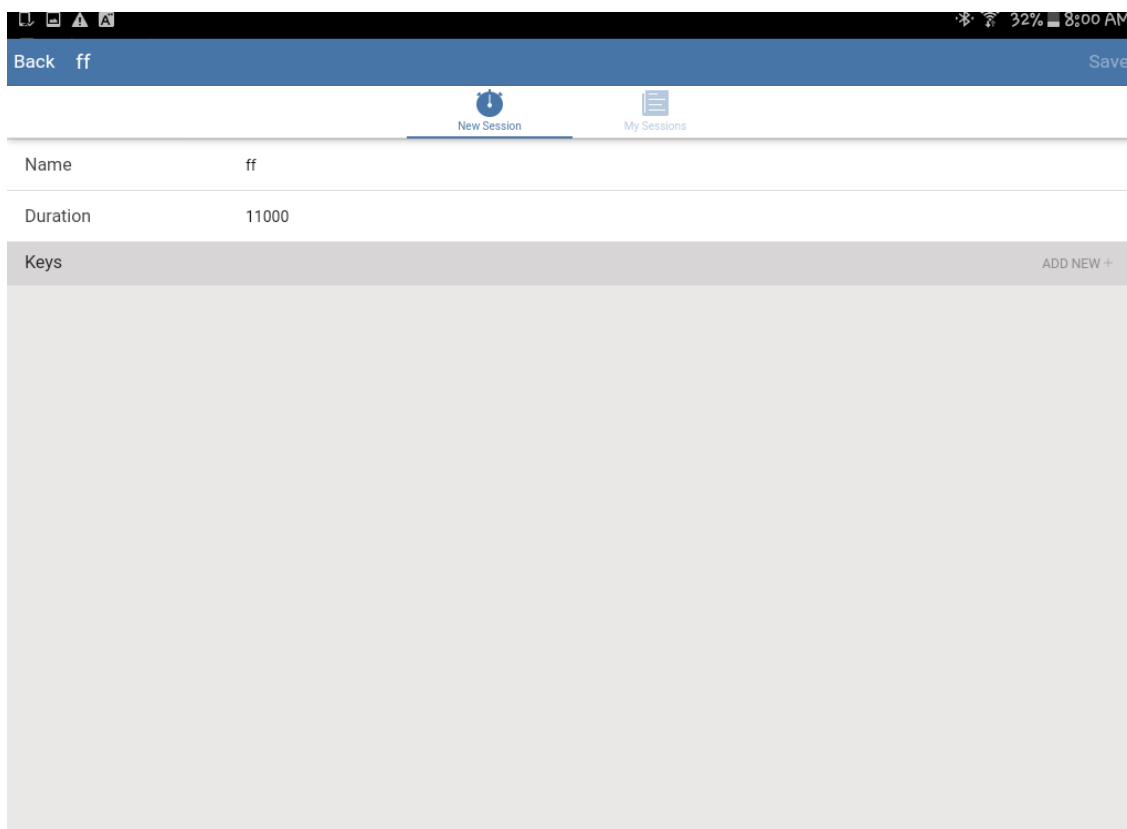
Countee App Research

While we were tasked with making an app to assist teachers in their sessions with their students with autism, Countee was already made to do just that. Obviously if they are asking us to make a program for them Countee isn't good enough for them, or at least that's my assumption.



Above is the first screen you see while opening the program. It is overly simple for someone who knows how to use the app, but the simplicity leaves out some features which someone might want.

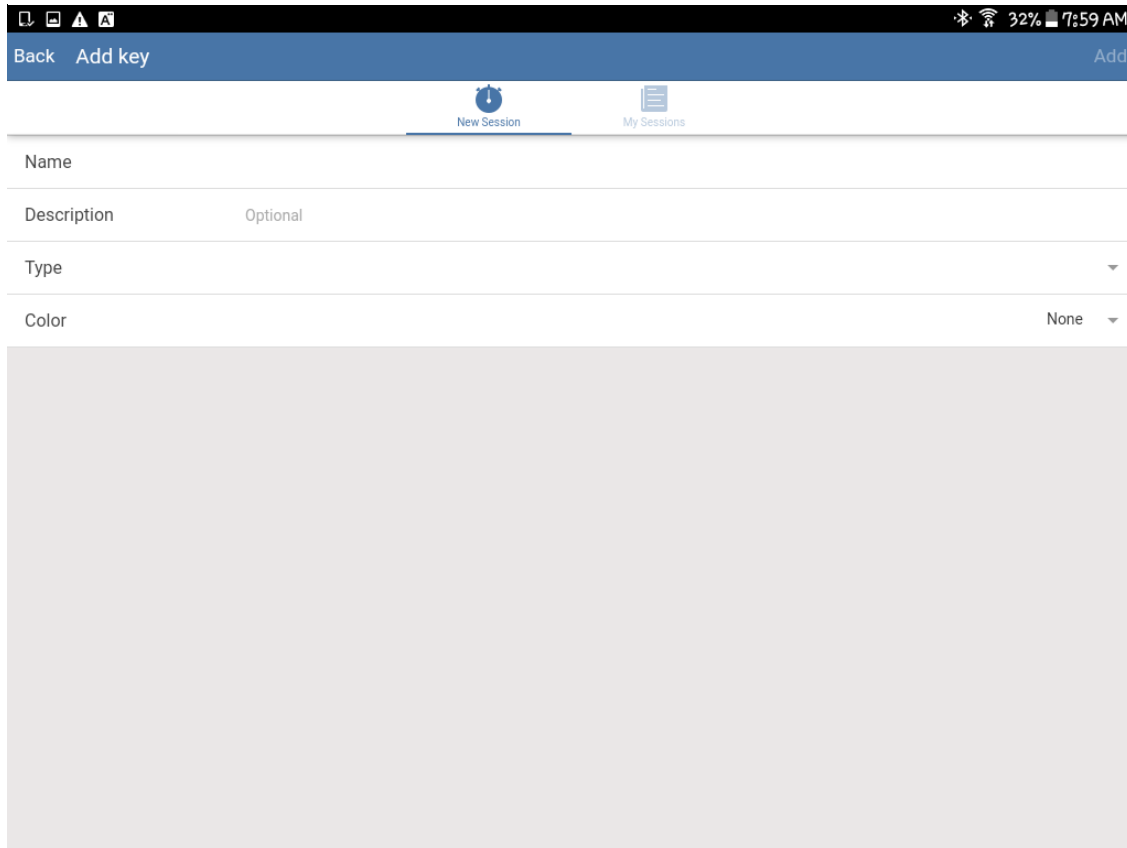
Below are the next two screens one will see when creating a new session template. First you have to put in a name for the session template. The duration is then asked to be entered in seconds. That in itself feels like a small annoyance that someone might have if they don't like to do mental math. For example, how many seconds are in 30 minutes? I know it's just 60×30 (1800) but this just means more time spent typing for the teacher. A simple solution would be multiple input boxes one for minutes and one for seconds. (You could include one for hours but to my understanding these sessions don't last that long) If someone chooses to put 1800 into the second box we can just convert the number into minutes for them and leave the remainder, 30 seconds etc., in the second box. This would give them a cleaner look. Than just a blot of seconds.



The screenshot shows a mobile application interface for creating a new session template. At the top, there is a blue header bar with a 'Back' button on the left and a 'Save' button on the right. Below the header, there are two navigation options: 'New Session' (with a clock icon) and 'My Sessions' (with a list icon). The 'New Session' option is currently selected. The main content area is a form with the following fields:

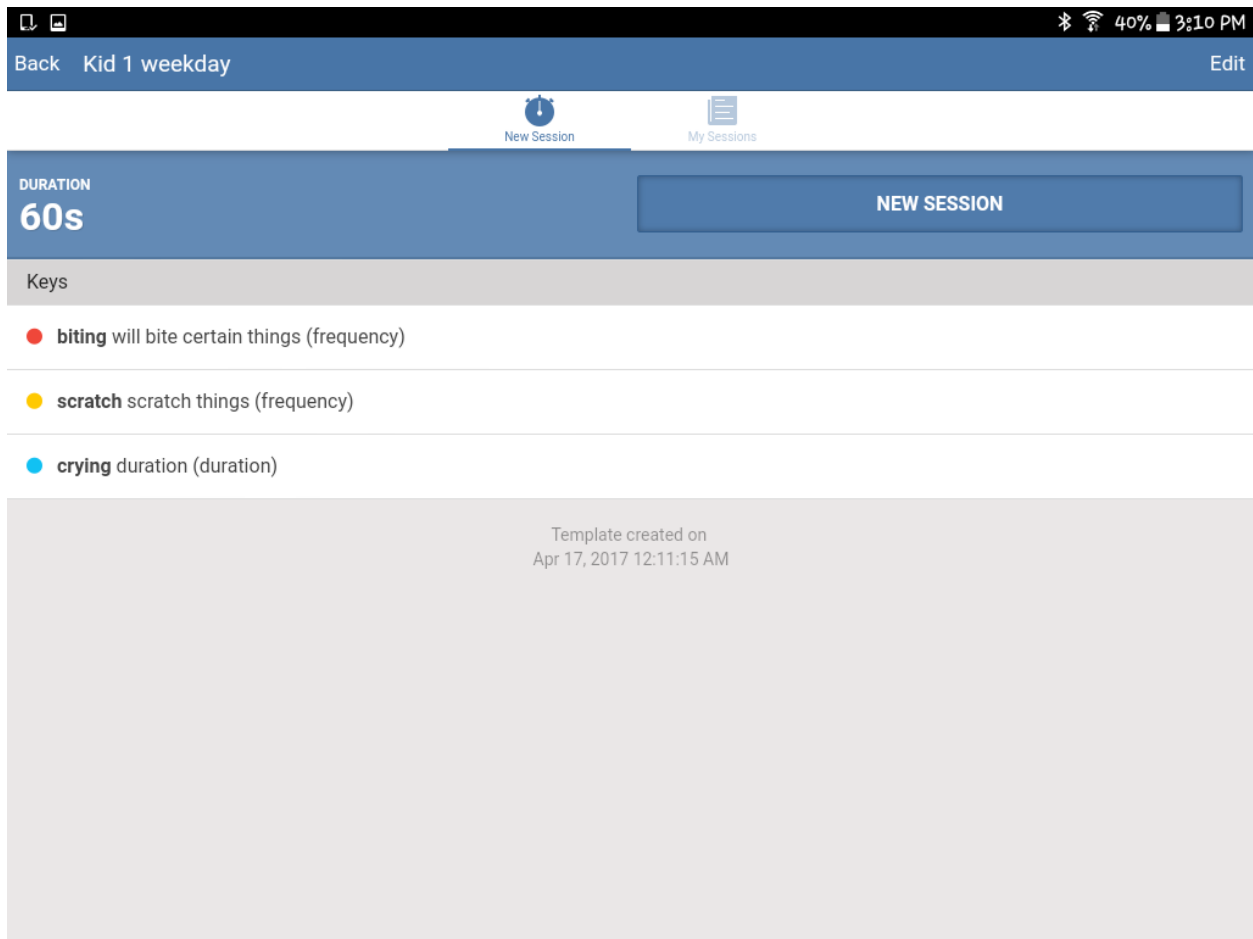
| | |
|----------|-------|
| Name | ff |
| Duration | 11000 |
| Keys | |

At the bottom right of the 'Keys' section, there is a button labeled 'ADD NEW +'.



The bottom image on the previous page is the screen a user will see when they want to add a key (behavior tick). As you can see they allow a name and a description to the key. There is two types of keys frequency and duration. You can choose between 8 unique colors for the button that will be seen for the duration. This function seems good enough for entering the keys as one would want them. The issue I have with these is that while the process is simple to make a new template, there isn't a way of organizing these templates other than if a teacher names them uniquely. Even then one would have to use the search bar knowing the exact name of the session they are looking for.

Below is the screen a user will see after they want to start a new session of a selected template they made before. It's a simple screen which is a good thing and they have an edit and a back button on the top bar. The edit is there if you want to edit the template that you're about to use, which I think is neat.



The Image below shows once a session has started. This screen is extremely similar to what we were thinking of doing for our session screen. It's easy to read and the color of the keys would allow teachers to press the buttons without paying full attention to the screen. So that way they don't need to take their eyes off of their student. They have a pause button which I don't know if we will need one but for the purposes of having the functionality seems convenient.



Reset second one

Cancel

00:00:08

Pause

biting will bite certain things (1)

scratch scratch things (1)

crying duration (3) ⌚

This is what the data looks like stored after the session is finished. You can find it in a list of all your other previous sessions. Again these aren't organized in any special way so the problem is the same as finding a specific template if you were to have a lot of them. You are able to send this data via email to any email. It gets exported as an excel sheet where the information is stored similarly to how it is store below.

| Name | Sum | Rate / Session % |
|---------|-----|------------------|
| biting | 40 | 40.0/Min |
| crying | 40s | 66.7% |
| scratch | 25 | 25.0/Min |

| Sec | To | Sum | Name |
|-----|----|-----|---------|
| 3 | 0 | 0 | biting |
| 3 | 0 | 0 | scratch |
| 4 | 0 | 0 | biting |
| 4 | 0 | 0 | scratch |
| 4 | 0 | 0 | biting |
| 5 | 0 | 0 | scratch |
| 5 | 0 | 0 | biting |
| 5 | 0 | 0 | scratch |
| 6 | 0 | 0 | biting |
| 6 | 0 | 0 | scratch |

Overall my general opinion of the app is that it is simple and may help a teacher save time, but the simplicity doesn't allow for some features that would make a teachers life easier. Such as a way to organize your templates and completed sessions. Also the look of the app is bland in my personal opinion, the best looking part of it would be screen when you are in a session which simplicity is the most important part. In addition, after talking to Prof. Bill it seems that the ability to email the session to anyone might be a privacy issue. Because the school only wants certain people to see and analyze this data, allowing it to be sent to any email puts the trust on the user not to steal/misplace this data. Although that is an issue that I guess can occur in any system if someone chooses to screenshot or take a photo of the data.

This app also doesn't connect to a database so it's a standalone app that probably wouldn't be used by an organization or school. As there is no way for two users of the app to actually connect or share data other than sending the excel sheet to someone else.